





apple




car



ball



elephant




book




child



kite




rabbit



bike



cat




bag




palm tree



coat




water melon




sun



ice cream



spoon



colouring pencils



moon



snowman



ukulele

Game instructions

Shuffle the cards and lay them out face down. One child starts by turning over two cards. If the two cards are a match, the child can keep them. If the child turns over two cards which do not match, the child has to turn them back over in the same place. Now it's the next child's turn.

Pairs
German-English

A game that promotes
language skills-
even in the youngest kids!

Aufdeckspiel
Deutsch-Englisch


Ein Spiel mit Sprachanlässen-
schon für die Jüngsten!




Apfel




Auto



Ball



Elefant




Buch




Kind



Drachen




Hase



Fahrrad



Katze




Tasche




Palme



Jacke




Melone




Sonne




Eis



Löffel




Stifte



Mond



Schneemann



Ukulele

Spielanleitung

Die Karten werden gemischt und mit der Bildseite nach unten ausgelegt.

Ein Kind beginnt, indem es zwei Karten aufdeckt. Wenn die beiden Karten ein Paar ergeben, darf das Kind die Karten behalten. Deckt es zwei Karten auf, die nicht zusammen passen, legt es die Karten an die selbe Stelle zurück. Nun ist das nächste Kind an der Reihe.

